YZD Solutions

Product Brief

YZ750MBU10H-V1

2026-01-01

Doc Version 1.0

Issued by : Sam Wu

Approved by : Boen Liu

Document History

Doc Version	Date	Description	Issued by
1.0	2026-01-01	Standard model / UD02	Sam Wu

Product Features

·It is one of ultra-bright LCD modules with outdoor usage

·75 inch 4K & 1000 nits

·Series: MD & outdoor aluminum structure & landscape / portrait mode

·Suitable for most application scenarios, including commercial displays, industrial use, signage, and exhibitions

·Customized LCD are required to meet the needs of military and medical application scenarios.



Sunlight readable



Haze 3%



Operation
Long lifetime

Built in Speaker
Not equipped

Multi touch
Not equipped

AD Board
Not equipped

68°C Wide-T

2H

IP65
Not support

Mini-Led 30% - 50%
Energy savings
Not support

© 2026 YZD Solutions

General Features

Item content		Specifications
Display Parameters	Resolution	3840(RGB) * 2160(FHD)
	Active area	1649.7mm(H) * 927.9mm(V)
	Pixel pitch	0.4296mm(H) * 0.4296mm(V)
	Display colors	10-bit(D) & 1.07 Billion colors
	Backlight type	DLED
	Response time	8ms (G to G) (Typ.)
	Luminance	1000cd/m² (Typ.) ±5%
	Contrast ratio	1,200 : 1 (Typ.) & 72% (NTSC) (Est.)
	Refresh rate	60Hz (Best)
	Dimming mode	Manual / Automatic & 30% - 100%
	Viewing angle	+89/-89(H) & +89/-89(V) (Typ.) (CR≥10)
	MTBF	50,000 Hours
Touch panel & cover glass	Touch scheme	/
	Touch type	/
	Support points	/
	Transmittance	/
	Function	/
	Thickness	/
	Impact protection	/
	Fitting method	/
Required parameters	Open cell	LD750DGY-SRA2 & 68°C (Surface)
	Casing color	White aluminum
	Power supply	/
	Fans	/
	Power consumption	246W (Typ.) ±5%
	Overall dimensions	1685.80mm(H) * 964.00mm(V) * 52.50mm(D) (Typ.)
	Weight	38.5kg ±0.2
	Motherboard	/
	Board connectivity	/
	OS	/
	IP rating front/rear	None / None
	TEMP operating/storage	0°C~50°C / -20°C~60°C
	Humidity	≤90%
	Warranty	24 months

© 2026 YZD Solutions

Drawing

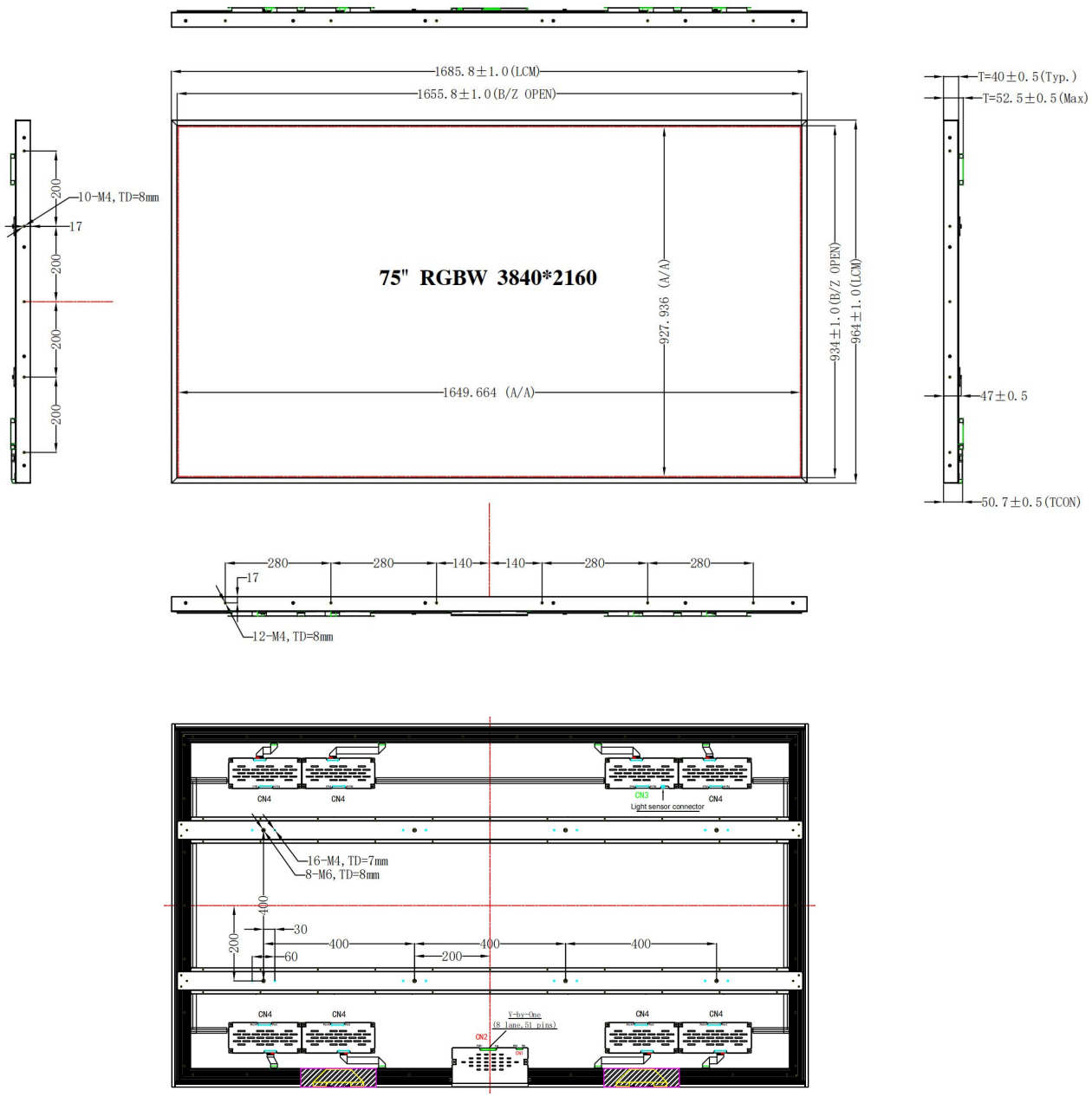

© 2026 YZD Solutions

Definition

Table 3-2. MODULE CONNECTOR(CN2) PIN CONFIGURATION

No	Symbol	Description	No	Symbol	Description
1	NC	No Connection(notes 2)	27	GND	Ground
2	NC	No Connection(notes 2)	28	Rx0n	V-by-One HS Data Lane 0
3	NC	No Connection(notes 2)	29	Rx0p	V-by-One HS Data Lane 0
4	NC	No Connection(notes 2)	30	GND	Ground
5	NC	No Connection(notes 2)	31	Rx1n	V-by-One HS Data Lane 1
6	NC	No Connection(notes 2)	32	Rx1p	V-by-One HS Data Lane 1
7	NC	No Connection(notes 2)	33	GND	Ground
8	NC	No Connection(notes 2)	34	Rx2n	V-by-One HS Data Lane 2
9	NC	No Connection	35	Rx2p	V-by-One HS Data Lane 2
10	GND	Ground	36	GND	Ground
11	GND	Ground	37	Rx3n	V-by-One HS Data Lane 3
12	GND	Ground	38	Rx3p	V-by-One HS Data Lane 3
13	GND	Ground	39	GND	Ground
14	NC	NO CONNECTION	40	Rx4n	V-by-One HS Data Lane 4
15	Input Mode	Vx1 Input Data Format 'L'=Non-Division , 'H'=2-Division	41	Rx4p	V-by-One HS Data Lane 4
16	NC	No Connection	42	GND	Ground
17	NC	No Connection	43	Rx5n	V-by-One HS Data Lane 5
18	NC	No Connection	44	Rx5p	V-by-One HS Data Lane 5
19	NC	No Connection	45	GND	Ground
20	NC	No Connection	46	Rx6n	V-by-One HS Data Lane 6
21	Bit_SEL	'H' = 10bit , 'L' = 8bit	47	Rx6p	V-by-One HS Data Lane 6
22	LOCAL_ON	H' = Enable	48	GND	Ground
23	M+ Bypass	'H' = RGB, 'L' = M+	49	Rx7n	V-by-One HS Data Lane 7
24	GND	Ground	50	Rx7p	V-by-One HS Data Lane 7
25	HTPDN	Hot plug detect	51	GND	Ground
26	LOCKN	Lock detect	-	-	-

CN1 (PH2.0X5)

PIN	Symbol	Description	note
1	GND	Power ground	
2	GND	Power ground	
3	VCC	Power supply voltage +12V	
4	VCC	Power supply voltage +12V	
5	VCC	Power supply voltage +12V	

CN3 (PH2.0X14)

PIN	Symbol	Description	note
1	VCC	Power supply voltage +24V	
2	VCC	Power supply voltage +24V	
3	VCC	Power supply voltage +24V	
4	VCC	Power supply voltage +24V	
5	VCC	Power supply voltage +24V	
6	GND	Power ground	
7	GND	Power ground	
8	GND	Power ground	
9	GND	Power ground	
10	GND	Power ground	
11	NC		
12	ON/OFF	Output enable signal	
13	DIM	DC Dimming signal	
14	DIM	PWM Dimming signal	

CN4 (PH2.0X14)

PIN	Symbol	Description	note
1	VCC	Power supply voltage +24V	
2	VCC	Power supply voltage +24V	
3	VCC	Power supply voltage +24V	
4	VCC	Power supply voltage +24V	
5	VCC	Power supply voltage +24V	
6	GND	Power ground	
7	GND	Power ground	
8	GND	Power ground	
9	GND	Power ground	
10	GND	Power ground	
11	NC		
12	NC		
13	NC		
14	NC		

© 2026 YZD Solutions

Packing Details

Item content		Specifications
Sample Eco-friendly Wooden	Package dimensions	1845.00mm(H) * 1225.00mm(V) * 410.00mm(D) (Typ.)
	Packaging quantity	1pcs / 3pcs
	Gross weight	98.5kg / 175.5kg ±5%
5pcs / A Pallet Eco-friendly Wooden	Package dimensions	1845.00mm(H) * 1225.00mm(V) * 610.00mm(D) (Typ.)
	Packaging quantity	5pcs
	Gross weight	192.5kg
	Pallet dimensions	1845.00mm(H) * 1225.00mm(V) * 610.00mm(D) (Typ.)
	Pallet weight	70kg
	Totally dimensions	1845.00mm(H) * 1225.00mm(V) * 610.00mm(D) (Typ.)
	Totally weight	262.5kg ±5%
7pcs / A Pallet Eco-friendly Wooden	Package dimensions	1845.00mm(H) * 1225.00mm(V) * 810.00mm(D) (Typ.)
	Packaging quantity	7pcs
	Gross weight	269.5kg
	Pallet dimensions	1845.00mm(H) * 1225.00mm(V) * 810.00mm(D) (Typ.)
	Pallet weight	80kg
	Totally dimensions	1845.00mm(H) * 1225.00mm(V) * 810.00mm(D) (Typ.)
	Totally weight	349.5kg ±5%

More Image



© 2026 YZD Solutions

Appendix

Serial Label

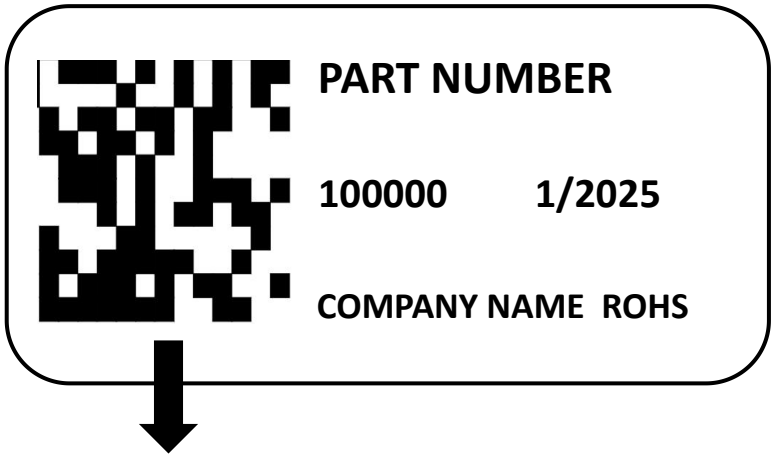

Field N°1 12 digits	Field N°2 P/N	Field N°3 EMS code	Field N°4 N°OF
Sxxxx1000001	**Part number**	**CN518115**	**OF100000**

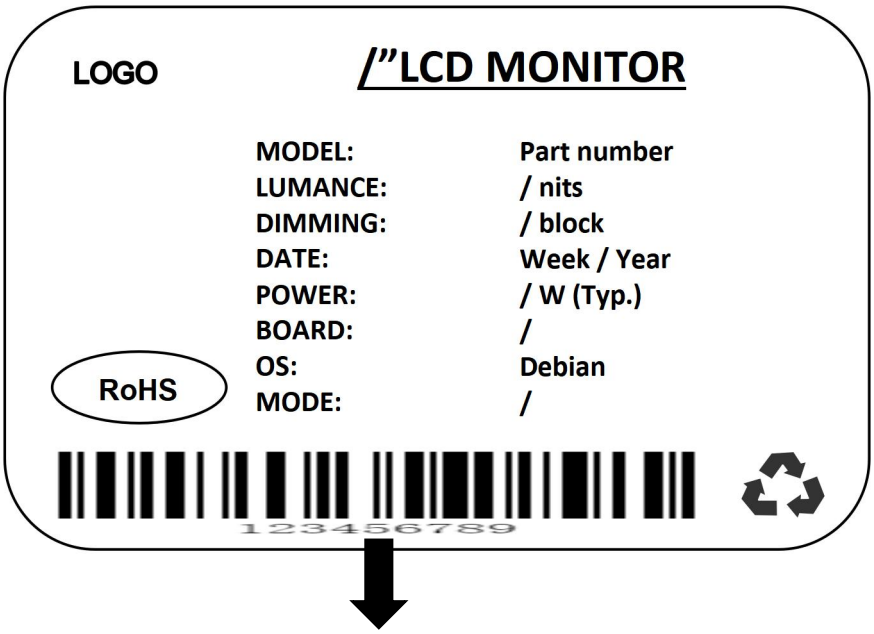

Model part number - CH Year - Week 0001

© 2026 YZD Solutions