YZD Solutions

Product Brief

YZ550MBH30H-V0

2026-01-01

Doc Version 1.0

Issued by : Sam Wu

Approved by : Boen Liu

Document History

Doc Version	Date	Description	Issued by
1.0	2026-01-01	Standard model / PD02	Sam Wu

Product Features

·It is one of ultra-bright LCD modules with outdoor usage

·55 inch 1080P & 3000 nits

·Series: MD & outdoor aluminum structure & landscape / portrait mode

·Suitable for most application scenarios, including commercial displays, industrial use, signage, and exhibitions

·Customized LCD are required to meet the needs of military and medical application scenarios.



Sunlight readable



Haze 1%



Operation
Long lifetime

Built in Speaker
Not equipped

Multi touch
Not equipped

AD Board
Not equipped

70°C Wide-T

3H

IP65
Not support

Mini-Led 30% - 50%
Energy savings
Not support

© 2026 YZD Solutions

General Features

Item content		Specifications
Display Parameters	Resolution	1920(RGB) * 1080(FHD)
	Active area	1209.6mm(H) * 680.4mm(V)
	Pixel pitch	0.63mm(H) * 0.63mm(V)
	Display colors	8-bit(D) & 16.7 Million
	Backlight type	DLED
	Response time	14ms (G to G) (Typ.)
	Luminance	3000cd/m² (Typ.) ±5%
	Contrast ratio	1,000 : 1 (Typ.) & 72% (NTSC) (Est.)
	Refresh rate	60Hz (Best)
	Dimming mode	Manual / Automatic & 30% - 100%
	Viewing angle	+89/-89(H) & +89/-89(V) (Typ.) (CR≥10)
	MTBF	50,000 Hours
Touch panel & cover glass	Touch scheme	/
	Touch type	/
	Support points	/
	Transmittance	/
	Function	/
	Thickness	/
	Impact protection	/
	Fitting method	/
Required parameters	Open cell	RV550FHB-N00 & 70°C (Surface)
	Casing color	White aluminum
	Power supply	/
	Fans	/
	Power consumption	381W (Typ.) ±5%
	Overall dimensions	1245.20mm(H) * 716.00mm(V) * 52.50mm(D) (Typ.)
	Weight	17.5kg ±0.2
	Motherboard	/
	Board connectivity	/
	OS	/
	IP rating front/rear	None / None
	TEMP operating/storage	-20°C~70°C / -30°C~80°C
	Humidity	≤90%
	Warranty	24 months

© 2026 YZD Solutions

Drawing

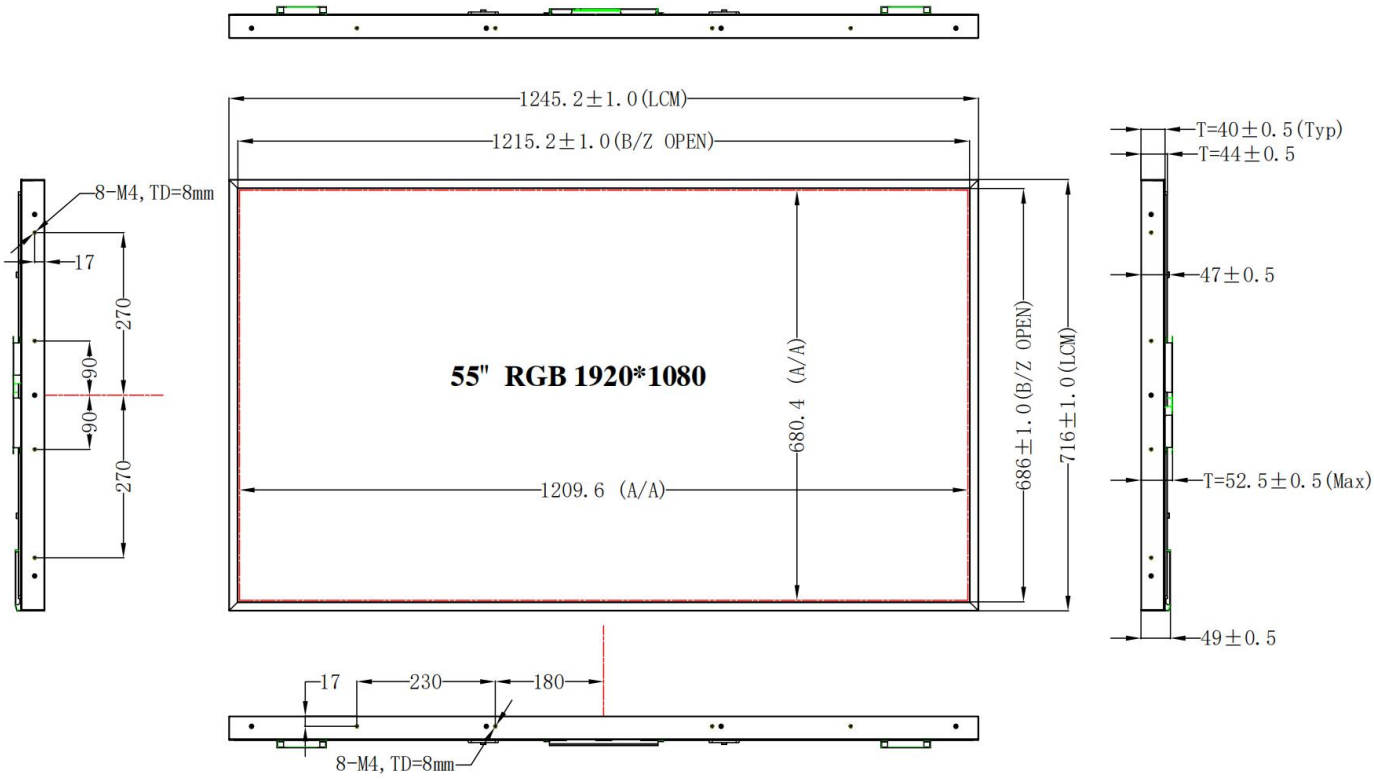

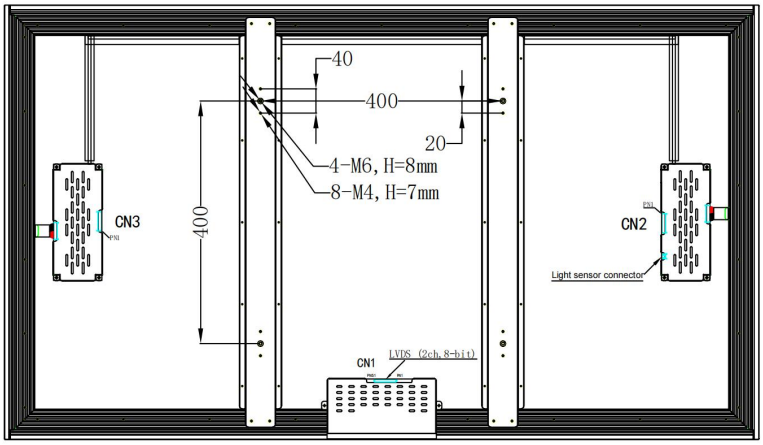

© 2026 YZD Solutions

Definition

CN1

Pin No	Symbol	Description	Pin No	Symbol	Description
1	GND	Ground	16	ORX2-	Odd pixel Negative LVDS differential data input.
2	SCL	I2C Clock	17	ORX2+	Odd pixel Negative LVDS differential data input.
3	SDA	I2C Data	18	GND	Ground
4	NC	No Connection	19	OCLK-	Odd pixel Negative LVDS differential clock input.
5	NC	No Connection	20	OCLK+	Odd pixel Negative LVDS differential clock input.
6	NC	No Connection	21	GND	Ground
7	SELLVDS	LVDS data format selection: L or NC: VESA	22	ORX3-	Odd pixel Negative LVDS differential data input.
8	NC	No Connection	23		
9	NC	No Connection	24	ORX3+	Odd pixel Negative LVDS differential data input.
10	NC	No Connection	25	NC	No Connection
11	GND	Ground	26	NC	No Connection
12	ORX0-	Odd pixel Negative LVDS differential data input.	27	NC	No Connection
13	ORX0+	Odd pixel Negative LVDS differential data input.	28	ERX0-	Even pixel Negative LVDS differential data input.
14	ORX1-	Odd pixel Negative LVDS differential data input.	29	ERX0+	Even pixel Negative LVDS differential data input.
15	ORX1+	Odd pixel Negative LVDS differential data input.	30	ERX1-	Even pixel Negative LVDS differential data input.
Pin No	**Symbol**	**Description**	**Pin No**	**Symbol**	**Description**
31	ERX1+	Even pixel Negative LVDS differential data input.	42	NC	No Connection
32	ERX2-	Even pixel Negative LVDS differential data input.	43	NC	No Connection
33	ERX2+	Even pixel Negative LVDS differential data input.	44	GND	Ground
34	GND	Ground	45	GND	Ground
35	ECLK-	Even pixel Negative LVDS differential clock input.	46	GND	Ground
36	ECLK+	Even pixel Negative LVDS differential clock input.	47	NC	No Connection
37	GND	Ground	48	VCC	+12V
38	ERX3-	Even pixel Negative LVDS differential data input.	49	VCC	+12V
39	ERX3+	Even pixel Negative LVDS differential data input.	50	VCC	+12V
40	NC	No Connection	51	VCC	+12V
41	NC	No Connection			

CN2 (PH2.0X14)

PIN	Symbol	Description	note
1	VCC	Power supply voltage +24V	
2	VCC	Power supply voltage +24V	
3	VCC	Power supply voltage +24V	
4	VCC	Power supply voltage +24V	
5	VCC	Power supply voltage +24V	
6	GND	Power ground	
7	GND	Power ground	
8	GND	Power ground	
9	GND	Power ground	
10	GND	Power ground	
11	NC		
12	ON/OFF	Output enable signal	
13	DIM	Dimming signal	
14	PWM	Dimming signal	

CN3 (PH2.0X14)

PIN	Symbol	Description	note
1	VCC	Power supply voltage +24V	
2	VCC	Power supply voltage +24V	
3	VCC	Power supply voltage +24V	
4	VCC	Power supply voltage +24V	
5	VCC	Power supply voltage +24V	
6	GND	Power ground	
7	GND	Power ground	
8	GND	Power ground	
9	GND	Power ground	
10	GND	Power ground	
11	NC		
12	NC		
13	NC		
14	NC		

© 2026 YZD Solutions

Packing Details

Item content		Specifications
Sample Eco-friendly Wooden	Package dimensions	1400.00mm(H) * 970.00mm(V) * 340.00mm(D) (Typ.)
	Packaging quantity	1pcs / 3pcs
	Gross weight	60.8kg / 95.8kg ±5%
12pcs / A Pallet Eco-friendly Corrugated Cardboard Box	Package dimensions	1340.00mm(H) * 810.00mm(V) * 1120.00mm(D) (Typ.)
	Packaging quantity	12pcs
	Gross weight	223.2kg
	Pallet dimensions	1345.00mm(H) * 120.00mm(V) * 1135.00mm(D) (Typ.)
	Pallet weight	20kg
	Totally dimensions	1345.00mm(H) * 930.00mm(V) * 1135.00mm(D) (Typ.)
	Totally weight	243.2kg ±5%
24pcs / A Pallet Eco-friendly Corrugated Cardboard Box	Package dimensions	1340.00mm(H) * 1620.00mm(V) * 1120.00mm(D) (Typ.)
	Packaging quantity	24pcs
	Gross weight	446.4kg
	Pallet dimensions	1345.00mm(H) * 120.00mm(V) * 1135.00mm(D) (Typ.)
	Pallet weight	20kg
	Totally dimensions	1345.00mm(H) * 1740.00mm(V) * 1135.00mm(D) (Typ.)
	Totally weight	466.4kg ±5%

More Image





© 2026 YZD Solutions

Appendix

Serial Label

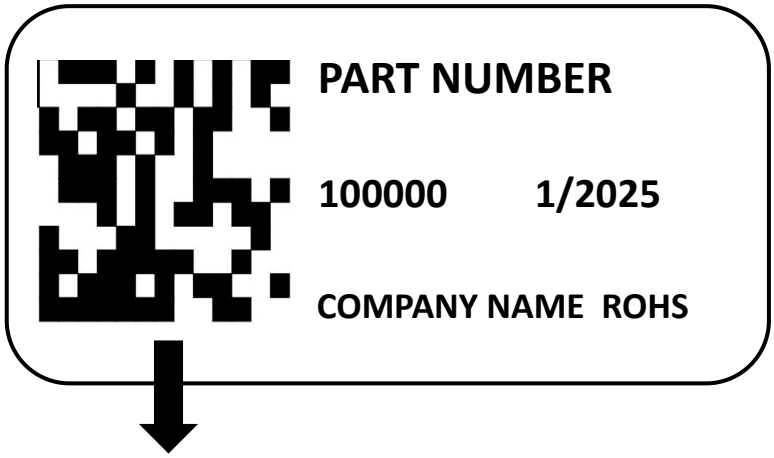

Field N°1 12 digits	Field N°2 P/N	Field N°3 EMS code	Field N°4 N°OF
Sxxxx1000001	**Part number**	**CN518115**	**OF100000**

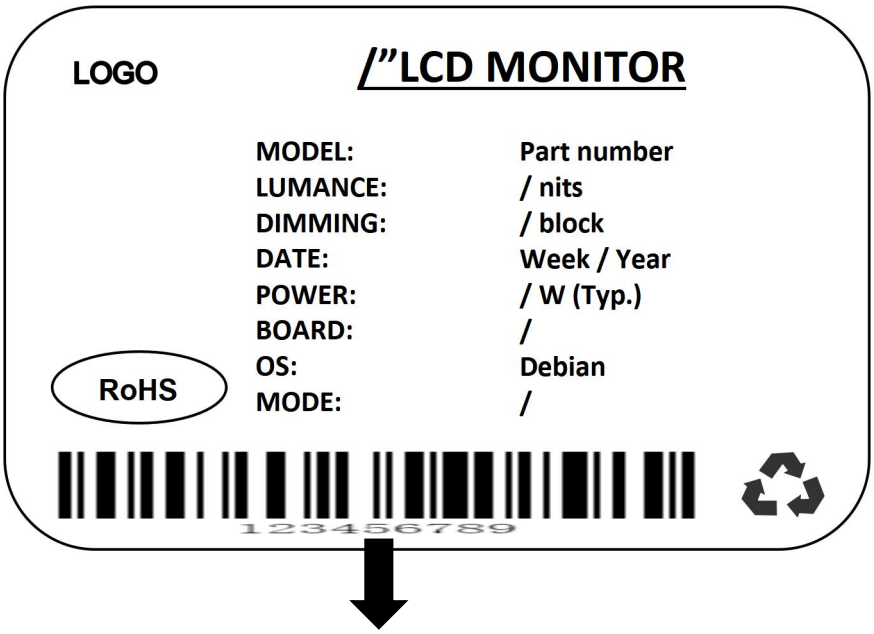

Model part number - CH Year - Week 0001

© 2026 YZD Solutions