YZD Solutions

Product Brief

YZ430MBH25H-V0

2026-01-01

Doc Version 1.0

Issued by : Sam Wu

Approved by : Boen Liu

Document History

Doc Version	Date	Description	Issued by
1.0	2026-01-01	Standard model / PD02	Sam Wu

Product Features

·It is one of ultra-bright LCD modules with outdoor usage

·43 inch 1080P & 2500 nits

·Series: MD & outdoor aluminum structure & landscape / portrait mode

·Suitable for most application scenarios, including commercial displays, industrial use, signage, and exhibitions

·Customized LCD are required to meet the needs of military and medical application scenarios.



Sunlight readable



Haze 1%



Operation
Long lifetime

Built in Speaker
Not equipped

Multi touch
Not equipped

AD Board
Not equipped

105°C Hi-Tni

3H

IP65
Not support

Mini-Led 30% - 50%
Energy savings
Not support

© 2026 YZD Solutions

General Features

Item content		Specifications
Display Parameters	Resolution	1920(RGB) * 1080(FHD)
	Active area	940.896mm(H) * 529.254mm(V)
	Pixel pitch	0.49005mm(H) * 0.49005mm(V)
	Display colors	8-bit(D) & 16.7 Million
	Backlight type	DLED
	Response time	13ms (G to G) (Typ.)
	Luminance	2500cd/m² (Typ.) ±5%
	Contrast ratio	1,200 : 1 (Typ.) & 70% (NTSC) (Est.)
	Refresh rate	60Hz (Best)
	Dimming mode	Manual / Automatic & 25% - 100%
	Viewing angle	+89/-89(H) & +89/-89(V) (Typ.) (CR≥10)
	MTBF	50,000 Hours
Touch panel & cover glass	Touch scheme	/
	Touch type	/
	Support points	/
	Transmittance	/
	Function	/
	Thickness	/
	Impact protection	/
	Fitting method	/
Required parameters	Open cell	DV430FHB-R00 & 105°C (Hi-Tni)
	Casing color	White aluminum
	Power supply	/
	Fans	/
	Power consumption	196W (Typ.) ±5%
	Overall dimensions	976.00mm(H) * 564.20mm(V) * 52.50mm(D) (Typ.)
	Weight	11.8kg ±0.2
	Motherboard	/
	Board connectivity	/
	OS	/
	IP rating front/rear	None / None
	TEMP operating/storage	-20°C~70°C / -30°C~80°C
	Humidity	≤90%
	Warranty	24 months

© 2026 YZD Solutions

Drawing

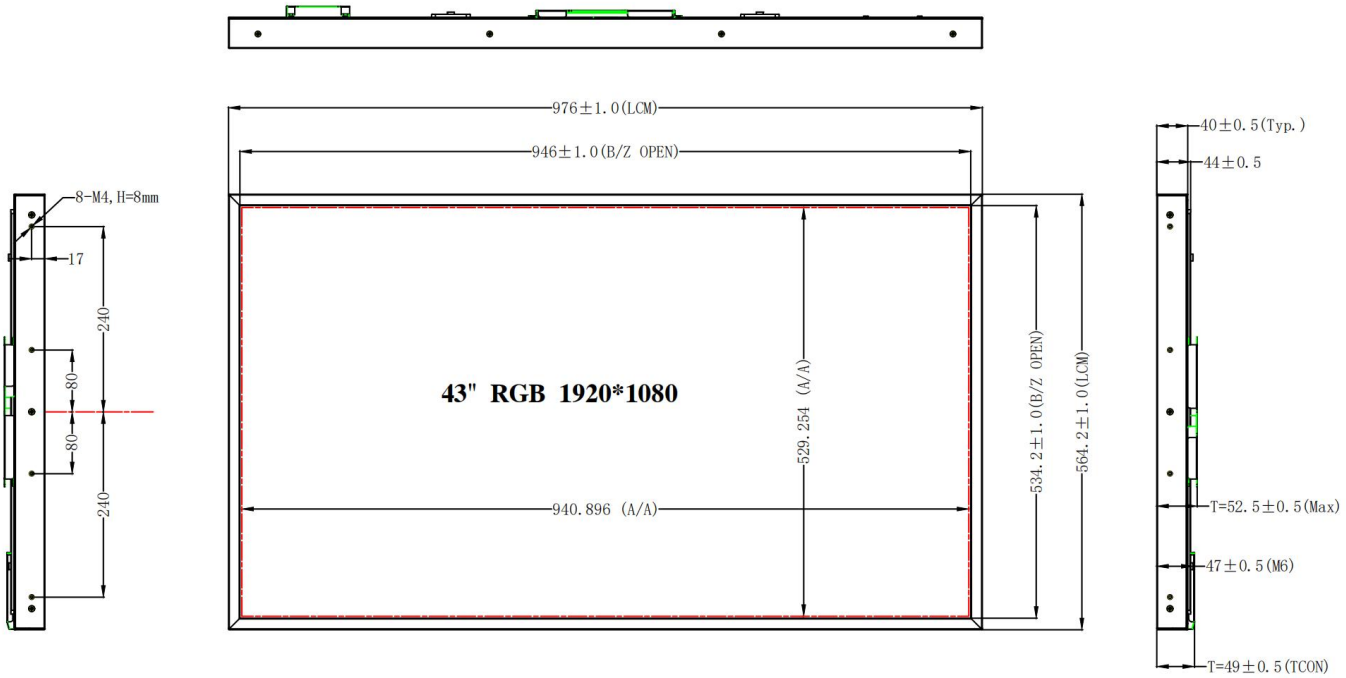

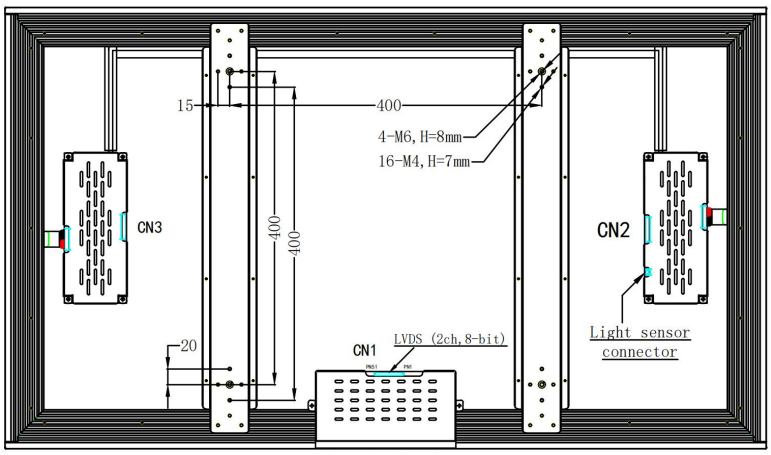

© 2026 YZD Solutions

Definition

CN1

Pin No	Symbol	Description	Pin No	Symbol	Description
1	NC	No Connection	21	GND	Ground
2	SDA	I²C Data	22	CH1[3]-	First pixel negative LVDS differential data input. Pair3
3	SCL	I²C Clock	23	CH1[3]+	First pixel positive LVDS differential data input. Pair3
4	NC	Not Connected	24	NC	Not Connected
5	NC	Not Connected	25	NC	Not Connected
6	NC	Not Connected	26	NC	Not Connected
7	SELLVDS	High: JEIDA Low or Open: VESA	27	NC	Not Connected
8	NC	Not Connected	28	CH2[0]-	Second pixel negative LVDS differential data input. Pair0
9	NC	Not Connected	29	CH2[0]+	Second pixel positive LVDS differential data input. Pair0
10	NC	Not Connected	30	CH2[1]-	Second pixel negative LVDS differential data input. Pair1
11	GND	Ground	31	CH2[1]+	Second pixel positive LVDS differential data input. Pair1
12	CH1[0]-	First pixel negative LVDS differential data input. Pair0	32	CH2[2]-	Second pixel negative LVDS differential data input. Pair2
13	CH1[0]+	First pixel positive LVDS differential data input. Pair0	33	CH2[2]+	Second pixel positive LVDS differential data input. Pair2
14	CH1[1]-	First pixel negative LVDS differential data input. Pair1	34	GND	Ground
15	CH1[1]+	First pixel positive LVDS differential data input. Pair1	35	CH2CLK-	Second pixel negative LVDS clock
16	CH1[2]-	First pixel negative LVDS differential data input. Pair2	36	CH2CLK+	Second pixel positive LVDS clock
17	CH1[2]+	First pixel positive LVDS differential data input. Pair2	37	GND	Ground
18	GND	Ground	38	CH2[3]-	Second pixel negative LVDS differential data input. Pair3
19	CH1CLK-	First pixel negative LVDS clock	39	CH2[3]+	Second pixel positive LVDS differential data input. Pair3
20	CH1CLK+	First pixel positive LVDS clock			
Pin No	**Symbol**	**Description**	**Pin No**	**Symbol**	**Description**
40	NC	Not Connected	46	GND	Ground
41	NC	Not Connected	47	NC	Not Connected
42	NC	Not Connected	48	VCC	Input Voltage +12V
43	NC	Not Connected	49	VCC	Input Voltage +12V
44	GND	Ground	50	VCC	Input Voltage +12V
45	GND	Ground	51	VCC	Input Voltage +12V

CN2 (PH2.0X14)

PIN	Symbol	Description	note
1	VCC	Power supply voltage +24V	
2	VCC	Power supply voltage +24V	
3	VCC	Power supply voltage +24V	
4	VCC	Power supply voltage +24V	
5	VCC	Power supply voltage +24V	
6	GND	Power ground	
7	GND	Power ground	
8	GND	Power ground	
9	GND	Power ground	
10	GND	Power ground	
11	NC		
12	ON/OFF	Output enable signal	
13	DIM	Dimming signal	
14	PWM	Dimming signal	

CN3 (PH2.0X14)

PIN	Symbol	Description	note
1	VCC	Power supply voltage +24V	
2	VCC	Power supply voltage +24V	
3	VCC	Power supply voltage +24V	
4	VCC	Power supply voltage +24V	
5	VCC	Power supply voltage +24V	
6	GND	Power ground	
7	GND	Power ground	
8	GND	Power ground	
9	GND	Power ground	
10	GND	Power ground	
11	NC		
12	NC		
13	NC		
14	NC		

© 2026 YZD Solutions

Packing Details

Item content		Specifications
Sample Eco-friendly Wooden	Package dimensions	1150.00mm(H) * 840.00mm(V) * 345.00mm(D) (Typ.)
	Packaging quantity	1pcs / 3pcs
	Gross weight	45.75kg / 69.35kg ±5%
15pcs / A Pallet Eco-friendly Corrugated Cardboard Box	Package dimensions	1090.00mm(H) * 680.00mm(V) * 1425.00mm(D) (Typ.)
	Packaging quantity	15pcs
	Gross weight	196.75kg
	Pallet dimensions	1095.00mm(H) * 120.00mm(V) * 1445.00mm(D) (Typ.)
	Pallet weight	20kg
	Totally dimensions	1095.00mm(H) * 800.00mm(V) * 1445.00mm(D) (Typ.)
	Totally weight	216.75kg ±5%
30pcs / A Pallet Eco-friendly Corrugated Cardboard Box	Package dimensions	1090.00mm(H) * 1360.00mm(V) * 1425.00mm(D) (Typ.)
	Packaging quantity	30pcs
	Gross weight	393.5kg
	Pallet dimensions	1095.00mm(H) * 120.00mm(V) * 1445.00mm(D) (Typ.)
	Pallet weight	20kg
	Totally dimensions	1095.00mm(H) * 1480.00mm(V) * 1445.00mm(D) (Typ.)
	Totally weight	413.5kg ±5%

More Image

© 2026 YZD Solutions

Appendix

Serial Label

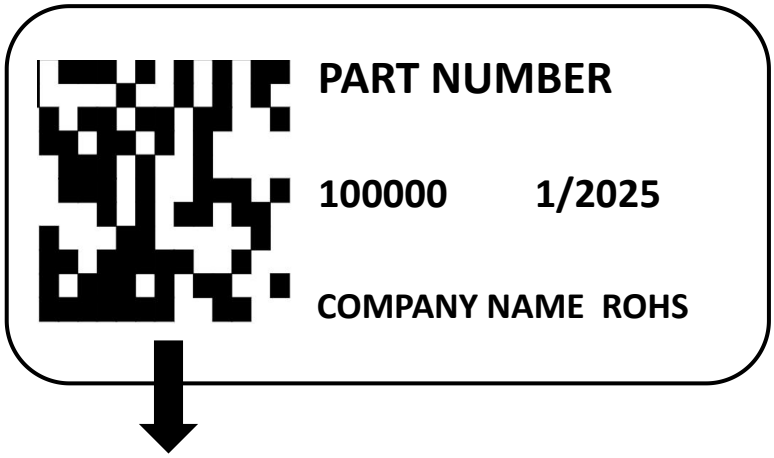

Field N°1 12 digits	Field N°2 P/N	Field N°3 EMS code	Field N°4 N°OF
Sxxxx1000001	**Part number**	**CN518115**	**OF100000**

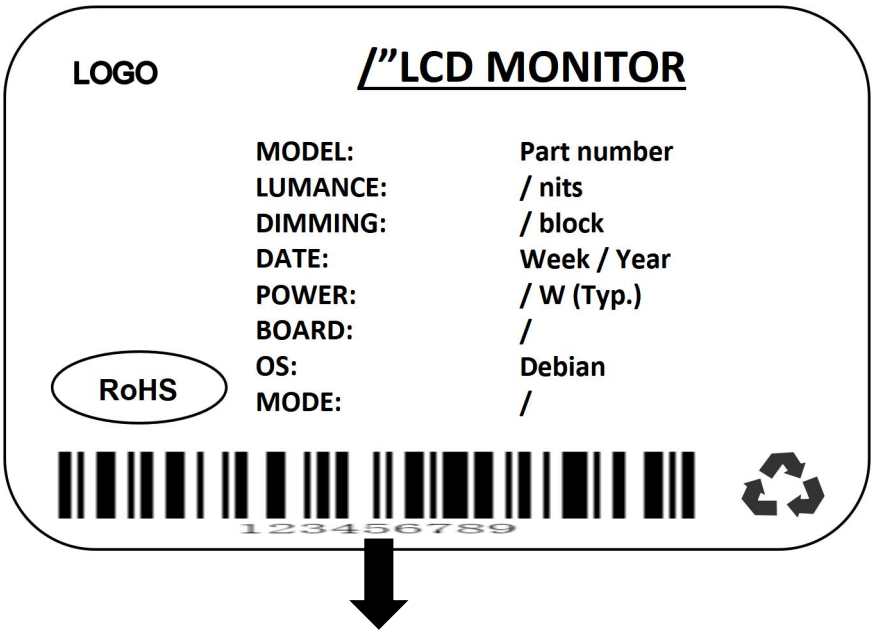

Model part number - CH Year - Week 0001

© 2026 YZD Solutions